



GENERAL PRODUCTION

# ERGONOMIC & POWERFUL CRIMPING

 Lillbacka | FINN•POWER



## HIGH QUALITY CRIMPING WITH OVER 40 YEARS OF EXPERIENCE

Each year Lillbacka Powerco Oy manufactures thousands of different types of crimping machines, as well as hose cutting and nut crimping machines. Approximately 95% of Powerco's production is exported through an international distributor network to more than 60 countries from the company factory in Finland. Finn-Power is known everywhere for its quality and long-lasting crimping machines, which are produced by Lillbacka Powerco with more than 40 years of manufacturing experience. We offer reliable, durable and accurate crimping machines to meet the requirements of different industries.

Finn-Power products offer the highest and most dependable quality thanks to the many years of experience in product design, engineering, development and manufacturing. Each machine is carefully tested and there's minimal need for calibration. The driving force behind the success of Finn-Power products lies in the many skilled professionals with customer service oriented attitude. Finn-Power machines represent high-quality Finnish engineering work at its best.

We make the quality for you!

## Dreams came true


Jorma Lillbacka, who grew up in the spacious nature of Ostrobothnia, has never gone with the flow. Already from childhood, Jorma has determinedly carried out his own dreams and built everything from powerful industrial machines to airplanes. Lillbacka's entrepreneurial spirit has made innovation, quality and service more than just words: they are a way of life. Lillbacka Group is strongly Finnish company whose main pillar of operations is the high quality of products. For over 40 years Lillbacka has proven to be successful, creative and diverse. At Lillbacka, dreams can indeed become reality.





# FINN-POWER GENERAL PRODUCTION

General production machines are designed for tough environments. They are strong, fast and reliable crimping machines suitable for any service crimping need. These crimping machines are perfect for demanding crimping applications, and are easy to operate in extreme conditions. Their compact design enables an easy transport to any location.





P20NMS, P32NMS, 20MS, 32MS

## DESIGNED FOR THE TOUGHEST ENVIRONMENTS

Finn-Power P20NMS and P32NMS are strong, fast and reliable crimping machines for any service crimping need. These models turn hydraulics off to conserve energy, and to reduce workplace noise levels whenever the machine is idle.

Finn-Power 20MS and 32MS are special design models for demanding crimping applications in repair workshops. Finn-Power 20MS & 32MS machines' innovative design works easily in left- or right-hand operation as the feeding can be either from front or rear of the machine.

### CONTROL

**MS** BEST SUITED FOR SINGLE-PIECE PRODUCTION

**UC** STRAIGHTFORWARD CRIMPING CONTROL\*\*

### OPTIONS

- QC-Tool
- Mechanical backstop device
- Foot pedal

### ADDITIONAL US OPTIONS

- Electrical backstop device\*
- Counter\*
- A3 signal option\*
- Pressure crimping (UC1)
- Step crimping (UC2)

\* Option only available to MS machines with UC control. MS machines can be equipped with semi-automatic MS control or UC control that provides vast programmable features, options and memory for crimp recipes.

\*\* UC control available for 20MS and 32MS machines

### DIE SET P20

Pno	Crimp. range	D	L
18013/10	10.0 - 12.0	10	55
18013/12	12.0 - 14.0	12	55
18013/14	14.0 - 16.0	14	55
18013/16	16.0 - 19.0	16	55
18013/19	19.0 - 23.0	19	55
18013/23	23.0 - 27.0	23	55
18013/27	27.0 - 31.0	27	70
18013/31	31.0 - 36.0	31	70
18013/36	36.0 - 41.0	36	75
18013/41	41.0 - 47.0	41	75
18013/47	47.0 - 54.0	47	85
18013/54	54.0 - 61.0	54	85

### DIE SET P32

Pno	Crimp. range	D	L
18506/10	10.0 - 12.0	10	55
18506/12	12.0 - 14.0	12	55
18506/14	14.0 - 16.0	14	55
18506/16	16.0 - 19.0	16	55
18506/19	19.0 - 22.0	19	55
18506/22	22.0 - 26.0	22	70
18506/26	26.0 - 30.0	26	70
18506/30	30.0 - 34.0	30	70
18506/34	34.0 - 39.0	34	75
18506/39	39.0 - 45.0	39	75
18506/45	45.0 - 51.0	45	90
18506/51	51.0 - 57.0	51	90
18506/57	57.0 - 63.0	57	100
18506/63	63.0 - 69.0	63	110
18506/69	69.0 - 75.0	69	110
18506/74	74.0 - 80.0	74	110
18506/78	78.0 - 87.0	78	110



**P20NMS** - ROBUST

Fast crimping for service duty and productivity in a silent working environment. Easy to maintain and use.



**20MS/UC** - SMART

Compact ergonomic design and high productivity make these machines to be perfect match for high production volumes.



**P32NMS** - ROBUST

Innovative engineering provides quality and productivity. New design with steel frame protects the machine when operating in the toughest environments.



**32MS/UC** - SMART

Mid-range in terms of power providing 2000 kN crimping force in a highly compact, ergonomic design.

FEATURES

DIE SETS

CRIMPING RANGE (MM) <sup>(1)</sup>

CRIMPING RANGE (INCH) <sup>(1)</sup>

MAX OPENING (MM)

MAX CRIMPING FORCE (KN)

MAX CRIMPING FORCE (TON.)

NUMBER OF CRIMPS/HOUR <sup>(2)</sup>

MOTOR (KW) <sup>(3)</sup>

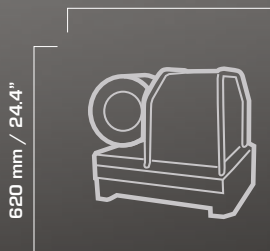
MOTOR (HP) <sup>(3)</sup>

WEIGHT (KG)

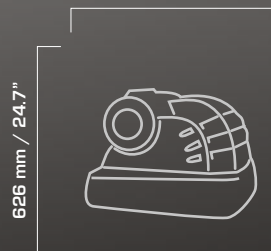
WEIGHT (LBS)

MEASUREMENTS

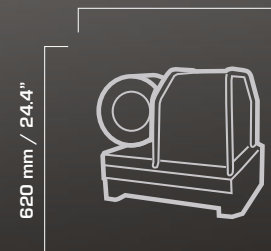
650 mm / 25.6"



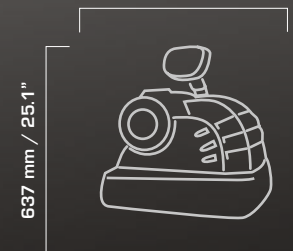
800 mm / 31.5"



675 mm / 26.6"



800 mm / 31.5"



- 1) With standard dies. Crimping range can be increased with special dies.
- 2) Theoretical with 10 mm cycle.
- 3) 1-phase / 3-phase



P20X, P32X, P51, P60

## ROBUST DESIGN FOR EXTREME CONDITIONS

These strong and powerful crimping machines are perfect for service crimping in the hardest environments all around the world. Their traditional strong design is ideal for extreme working conditions for example in mines or tropical sites. Finn-Power P20X & P32X are very easy to operate and offer affordable crimping in service operations.

Finn-Power P51 and P60 models are the strongest tabletop machines in Finn-Power general machine line. As there is no axial movement of the dies during the crimping, positioning is easy and accurate. Finn-Power UC control extends this model's use by giving the possibility to crimp according to diameter and/or pressure.

### CONTROL

**MS** BEST SUITED FOR SINGLE-PIECE PRODUCTION

**UC** STRAIGHTFORWARD CRIMPING CONTROL\*\*

**ICC** TOUCHSCREEN, ADVANCED QUALITY CONTROL AND QUICK SET UP\*\*

### OPTIONS FOR P20X/P32X

- QC-Tool
- Mechanical backstop device

### OPTIONS FOR P51/P60

- QC-Tool
- Mechanical backstop device
- Electrical backstop device
- Foot pedal\*
- Counter\*
- A3 signal option\*
- Mirror
- Connectivity pack (ethernet)
- Pressure crimping (UC1, ICC1)
- Step crimping (UC2, ICC2)

\* Option only available with UC/ICC control.

\*\* UC/ICC controls available for P51 and P60.

### DIE SET P20

Pno	Crimp. range	D	L
18013/10	10.0 - 12.0	10	55
18013/12	12.0 - 14.0	12	55
18013/14	14.0 - 16.0	14	55
18013/16	16.0 - 19.0	16	55
18013/19	19.0 - 23.0	19	55
18013/23	23.0 - 27.0	23	55
18013/27	27.0 - 31.0	27	70
18013/31	31.0 - 36.0	31	70
18013/36	36.0 - 41.0	36	75
18013/41	41.0 - 47.0	41	75
18013/47	47.0 - 54.0	47	85
18013/54	54.0 - 61.0	54	85

### DIE SET P32

Pno	Crimp. range	D	L
18506/10	10.0 - 12.0	10	55
18506/12	12.0 - 14.0	12	55
18506/14	14.0 - 16.0	14	55
18506/16	16.0 - 19.0	16	55
18506/19	19.0 - 22.0	19	55
18506/22	22.0 - 26.0	22	70
18506/26	26.0 - 30.0	26	70
18506/30	30.0 - 34.0	30	70
18506/34	34.0 - 39.0	34	75
18506/39	39.0 - 45.0	39	75
18506/45	45.0 - 51.0	45	90
18506/51	51.0 - 57.0	51	90
18506/57	57.0 - 63.0	57	100
18506/63	63.0 - 69.0	63	110
18506/69	69.0 - 75.0	69	110
18506/74	74.0 - 80.0	74	110
18506/78	78.0 - 87.0	78	110

### DIE SET FP140

Pno	Crimp. range	D	L
18860/84	84.0 - 92.0	84	110
18860/92	92.0 - 100.0	92	110
18860/100	100.0 - 108.0	100	110
18860/108	108.0 - 116.0	108	110
18860/116	116.0 - 124.0	116	110



**P20X** - COMPACT



**P32X** - STRONGER



**P51** - STRONGEST



**P60** - WIDEST

**FEATURES**

Provides great value and crimping with ease in the harshest environment.

Perfect for service crimping in the hardest environments all around the world.

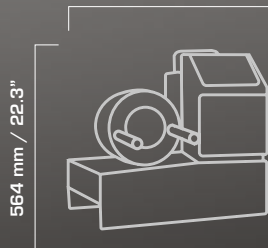
The strongest tabletop machine in Finn-Power general machine line.

Robust design with widest opening makes it possible to crimp industrial hoses up to 4".

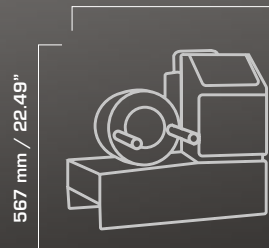
DIE SETS <sup>(4)</sup>	P20	P32	P32	P32
CRIMPING RANGE (MM) <sup>(1)</sup>	10 - 61	10 - 87	10 - 87	10 - 87
CRIMPING RANGE (INCH) <sup>(1)</sup>	0.39 - 2.40	0.39 - 3.42	0.39 - 3.42	0.39 - 3.42
MAX OPENING (MM)	+25	+33	+46	+64
MAX CRIMPING FORCE (KN)	1 370	2 000	2 800	2 600
MAX CRIMPING FORCE (TON.)	137	200	280	260
NUMBER OF CRIMPS/HOUR <sup>(2)</sup>	340	230	720	720
MOTOR (KW) <sup>(3)</sup>	1.5 / 2.2	1.5 / 2.2	4	4
MOTOR (HP) <sup>(3)</sup>	2.0 / 3.0	2.0 / 3.0	5.5	5.5
WEIGHT (KG)	110	150	260	260
WEIGHT (LBS)	243	331	573	573

**MEASUREMENTS**

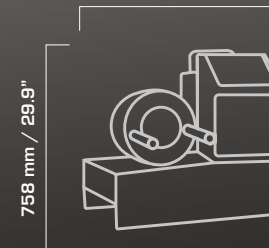
525mm / 20.7"



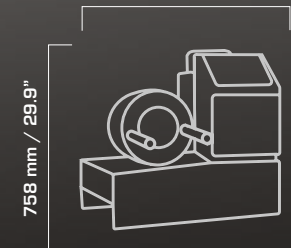
632 mm / 24.9"



706mm / 27.8"



706mm / 27.8"



- 1) With standard dies. Crimping range can be increased with special dies.
- 2) Theoretical with 10 mm cycle.
- 3) 1-phase / 3-phase
- 4) FPI40 dies can be used without adapter dies in P51 and P60 machines



 **Lillbacka | FINN•POWER**

Lillbacka Powerco Oy • P.O.Box 1 • FI-62301 Härmä, Finland  
[www.powerco.lillbacka.com](http://www.powerco.lillbacka.com) • phone: +358 10 347 7400 • [powerco@lillbacka.com](mailto:powerco@lillbacka.com)

Lillbacka USA • 1629 Prime Court, Suite 400 • Orlando, FL 32809 USA  
[www.lillbackausa.com](http://www.lillbackausa.com) • phone: +1 847 301 1300 • fax: +1 847 301 2562

design by  
**buorre**

712646